

8959-53

05/18/2011

1/14



UNITED STATES ENVIRONMENTAL PROTECTION AGENCY
WASHINGTON, D.C. 20460

MAY 18 2011

John R. French, Ph.D

Senior Regulatory Manager
Arch Chemicals, Inc.
5660 New Northside Drive
Suite 1100
Atlanta, GA 30328

OFFICE OF CHEMICAL SAFETY
AND POLLUTION PREVENTION

Subject: Cutrine-Ultra
EPA Registration No.: 8959-53
Application Date: 05/03/2011
Receipt Date: 05/04/2011

Dear Dr. John R. French:

This acknowledges the receipt of your notification, submitted under the provision of PR Notice 98-10 and FIFRA section 3(c)9.

Proposed Notification

- Minor text changes to improve flow of label

General Comments

Based on a review of the submitted materials, your notification for the minor text changes to the directions for use are acceptable and has been made a part of the records on file.

Should you have any questions or comments concerning this letter, you may contact me by telephone at (703) 308-6416 or by e-mail at campbell-mcfarlane.jacqueline@epa.gov or Jaclyn Carl by telephone at (703) 347-0213 or by e-mail at carl.jaclyn@epa.gov. When submitting information or data in response to this letter, a copy of this letter should accompany the submission to facilitate processing.

Sincerely,

A handwritten signature in black ink, appearing to read "Jacqueline Campbell-Mcfarlane".

Jacqueline Campbell-Mcfarlane
Product Manager (34)
Regulatory Management Branch II
Antimicrobials Division (7510P)

2/14



United States
Environmental Protection Agency
 Washington, DC 20460

Registration
 Amendment
 Other

OPP Identifier Number

Application for Pesticide - Section I

1. Company/Product Number 8959-53	2. EPA Product Manager J. McFarlane	3. Proposed Classification <input checked="" type="checkbox"/> None <input type="checkbox"/> Restricted
4. Company/Product (Name) Cutrine-Ultra	PM# 34	
5. Name and Address of Applicant (Include ZIP Code) Applied Biochemists W175 N11163 Stonewood Drive, Suite 234 Germantown, WI 53022 <input type="checkbox"/> Check if this is a new address	6. Expedited Review. In accordance with FIFRA Section 3(c)(3) (b)(i), my product is similar or identical in composition and labeling to: EPA Reg. No. _____ Product Name _____	

Section - II

Amendment - Explain below. Final printed labels in response to Agency letter dated _____

Resubmission in response to Agency letter dated _____ "Me Too" Application.

Notification - Explain below. Other - Explain below.

Explanation: Use additional page(s) if necessary. (For section I and Section II.)

Notification of minor text changes to improve flow of label.

This notification is consistent with the provisions of PR Notice 98-10 and EPA regulations at 40 CFR 152.46, and no other changes have been made to the labeling or the confidential statement of formula of this product. I understand that it is a violation of 18 U.S.C. Sec. 1001 to willfully make any false statement to EPA. I further understand that if this notification is not consistent with the terms of PR Notice 98-10 and 10 CFR 152.46, this product may be in violation of FIFRA and I may be subject to enforcement action and penalties under Sections 12 and 14 of FIFRA.

Section - III

1. Material This Product Will Be Packaged In:

Child-Resistant Packaging <input type="checkbox"/> Yes <input checked="" type="checkbox"/> No	Unit Packaging <input type="checkbox"/> Yes <input checked="" type="checkbox"/> No	Water Soluble Packaging <input type="checkbox"/> Yes <input checked="" type="checkbox"/> No	2. Type of Container <input type="checkbox"/> Metal <input checked="" type="checkbox"/> Plastic <input type="checkbox"/> Glass <input type="checkbox"/> Paper <input type="checkbox"/> Other (Specify) _____
* Certification must be submitted		If "Yes" Unit Packaging wgt. No. per container	If "Yes" Package wgt No. per container

3. Location of Net Contents Information
 Label Container

4. Size(s) Retail Container
Various

5. Location of Label Directions
 container

6. Manner in Which Label is Affixed to Product
 Lithograph Paper glued Stenciled Other _____

Section - IV

1. Contact Point (Complete items directly below for identification of individual to be contacted, if necessary, to process this application.)

Name John R. French, Ph.D.	Title Senior Regulatory Manager	Telephone No. (Include Area Code) 678-627-2226
-------------------------------	------------------------------------	---------------------------------------------------

Certification
 I certify that the statements I have made on this form and all attachments thereto are true, accurate and complete. I acknowledge that any knowingly false or misleading statement may be punishable by fine or imprisonment or both under applicable law.

2. Signature
John R. French

3. Title
Senior Regulatory Manager

4. Typed Name
John R. French, Ph.D.

5. Date
May 3, 2011

6. Date Application Received (Stamped)

Arch Chemicals, Inc.

Suite 1100
5660 New Northside Drive
Atlanta, GA 30328
Phone: 678-627-2000
FAX: 678-627-2081



May 3, 2011

Ms. Jacqueline Campbell-McFarlane (PM 34)
Office of Pesticide Programs (7504P)
Antimicrobials Division
U.S. Environmental Protection Agency
Room S-4900, One Potomac Yard
2777 South Crystal Drive
Arlington, VA 22202-4501

Subject: Cutrine-Ultra (EPA Reg. No. 8959-53)
Revised label text

Dear Ms. Campbell-McFarlane:

This correspondence constitutes our notification to the Agency that we would make minor modifications to the label text to improve the flow and clarity of the directions for use. When the re-registration issued, the arbitrary replacement of 'should' with 'must' throughout the label text resulted in some statements that were difficult for the end-user community to understand, therefore we have re-stated some of the text in order to make the label more helpful and instructive. Enclosed with this letter please find the following:


- Application for pesticide (8570-1)
- Revised master label indicating all proposed changes since the re-registration

Please feel free to contact me at any time, either by telephone (direct: 678-627-2226) or by e-mail (JRFrench@archchemicals.com) with regard to this registration.

Sincerely,

John R. French, Ph.D.
Senior Regulatory Manager

Cc: M. Radtke (Applied Biochemists)



CUTRINE®- ULTRA

ALGAECIDE/HERBICIDE/CYANOBACTERICIDE

Pat. No. 5,407,899

EPA Reg. No. 8959-53

EPA Est. No. Xxxx-yy-zz

**FOR USE IN: LAKES; RIVERS; POTABLE WATER RESERVOIRS;
FARM, FIRE, FISH, GOLF COURSE, INDUSTRIAL, IRRIGATION, RECREATIONAL,
STORMWATER DETENTION AND WASTEWATER PONDS;
FISH HATCHERIES AND RACEWAYS; CROP AND NON-CROP IRRIGATION CONVEYANCE
SYSTEMS (DITCHES, CANALS AND LATERALS)**

ACTIVE INGREDIENTS:

Copper Ethanolamine Complex, Mixed
(Mono CAS# 14215-52-2 and Tri CAS# 82027-59-6)* 27.8%

OTHER INGREDIENTS: 72.2%

TOTAL..... 100.0%

NOTIFICATION
Date Reviewed: *J. Carl*
Reviewed By: *5/10/2011*

*Contains 0.9 lbs. of elemental copper per gallon. Metallic copper equivalent, 9%

**KEEP OUT OF REACH OF CHILDREN
DANGER
PELIGRO**

Si usted no entiende la etiqueta, busque a alguien para que se la explique a usted en detalle.
(If you do not understand label, find someone to explain it to you in detail.)

FIRST AID

If in eyes: Hold eye open and rinse slowly and gently with water for 15-20 minutes.
Remove contact lenses, if present, after the first 5 minutes, then continue rinsing eye.
Call a poison control center or doctor for treatment advice.

If on skin or clothing: Take off contaminated clothing.
Rinse skin immediately with plenty of water for 15-20 minutes.
Call a poison control center or doctor for treatment advice.

If swallowed: Call a poison control center or doctor immediately for treatment advice.
Have the person sip a glass of water if able to swallow.
Do not induce vomiting unless told to do so by a poison control center or doctor.
Do not give anything by mouth to an unconscious person.

If inhaled: Move person to fresh air.
If person is not breathing, call 911 or an ambulance, then give artificial respiration,
preferably mouth-to-mouth if possible.
Call a poison control center or doctor for further treatment advice.

Have the product container or label with you when calling doctor, or going for treatment.

In case of emergency call 1-800-654-6911

For spill or cleanup information call CHEMTREC at 1-800-424-9300

Note to Physician: Probable mucosal damage may contraindicate the use of gastric lavage.

See Additional Precautions on Back Panel

_____ GALLONS

MANUFACTURED BY:



W175 N11163 Stonewood Drive Suite 234
GERMANTOWN, WISCONSIN 53022
1-800-558-5106
www.appliedbiochemists.com

GENERAL INFORMATION

CUTRINE-ULTRA is a chelated copper formulation containing an emulsified surfactant/penetrant combination for highly effective control of coarse (thick cell-walled) filamentous algae, mucilaginous (colonial) planktonic algae, Chara and copper-sensitive vascular aquatic plants. **CUTRINE-ULTRA**, controls **Planktonic** (suspended) forms such as the Cyanobacteria (*Anabaena*, *Aphanizomenon*, *Microcystis*, *Pseudanabaena*, *Oscillatoria*), Green algae (*Pandorina*, *Volvox*, & *Eudorina*) Golden Algae (*Prymnesium parvum*) and Diatoms (*Achnanthes*, *Chaetoceros*, & *Surirella*); **Filamentous** (mat-forming) forms such as *Spirogyra*, *Cladophora*, *Hydrodictyon*, *Vaucheria*, and *Ulothrix*, and attached, **Benthic** (bottom-growing) attached forms such as *Chara*, *Nitella*, *Gleotrichia* and *Lyngbya*. **CUTRINE-ULTRA** has also been proven effective in controlling the rooted aquatic plant, *Hydrilla verticillata*, *Egeria densa* and other copper-sensitive species. The ethanolamines in **CUTRINE-ULTRA** prevent the precipitation of copper with carbonates and bicarbonates in the water. Waters treated with **CUTRINE-ULTRA** may be used for swimming, fishing, further potable water treatment, livestock watering or irrigating turf, ornamental plants or crops immediately after treatment.

DIRECTIONS FOR USE

It is a violation of Federal Law to use this product in a manner inconsistent with its labeling. Read entire label and use strictly in accordance with precautionary statements and directions.

GENERAL APPLICATIONS RESTRICTIONS:

(For end-use products in containers \geq 5 gallons or \geq 50 pounds.)

Do not apply this product in a way that will contact workers or other persons, either directly or through drift. Only protected handlers may be in the area during application. For any requirements specific to your State or Tribe, consult the State or Tribal agency responsible for pesticide regulation.

(For end-use consumer products in containers less than 5 gallons or less than 50 pounds)

Do not apply this product in a way that will contact adults, children, or pets, either directly or through drift. Some states may require permits for the application of this product to public waters. Check with your local authorities.

(For all sizes)

Do not enter or allow others to enter until application of product has been completed in the area.

PRE-TREATMENT CONSIDERATIONS:

(For end-use products in containers ≥ 5 gallons or ≥ 50 pounds.)

In **Potable Water Reservoirs, Lakes, Industrial Ponds & Wastewater** or other monitored water systems, make initial **CUTRINE-ULTRA** treatment at the onset of nuisance bloom conditions as evidenced by initial taste and odor complaints; high cell counts or chlorophyll a concentrations; high MIB or geosmin concentrations; visible surface scum formations; low Secchi disk readings; significant daily fluctuations in dissolved oxygen; and/or sudden increases in pH. Monitoring of several of these parameters on a regular basis will assist in optimizing the timing of treatments and reducing the amounts of **CUTRINE-ULTRA** needed for seasonal control. Identification of primary nuisance species or genera may also be helpful in determining and refining dosage rates.

(For end-use consumer products in containers less than 5 gallons or less than 50 pounds)

In Ponds (Farm, Fire, Fish, Golf Course, Irrigation, Ornamental, Stormwater Retention, Swimming), Small Lakes, Fish Hatcheries, Aquaculture Facilities), start treatment with **CUTRINE-ULTRA** when visible, actively growing algae and susceptible plants appear in spring, preferably before significant surface accumulations occur. Conduct treatments with operating aeration and/or fountain systems, when available.

SURFACE SPRAY / INJECTION

SLOW-FLOWING OR QUIESCENT WATER BODIES ALGAECIDE APPLICATION

For effective control, maintain proper chemical concentration for a minimum of three hours contact time. The application rates in the chart are based on static or minimal flow situations. Where significant dilution or loss of water from unregulated inflows or outflows occur (raceways) within a three hour period, chemical may have to be metered in (see FLOWING WATER Directions).

1. Identify the form of algae growth present as one of the following types: Planktonic (suspended), Filamentous (mat forming), or Benthic (Chara/Nitella) and estimate the density of growth (Low, Medium, High).
2. Use **Table 1 - Copper Concentration** to select the desired **PPM** (Parts per Million) **Copper** needed, based upon the algal form and density.




Table 1 - Copper Concentration			
Form of Algal Growth	Density of Growth		
	Low	Medium	High
Planktonic	0.2	0.4	0.6
Filamentous	0.2	0.6	0.8
Benthic	0.4	0.7	1.0

- Refer to **Table 2 – CUTRINE-ULTRA Application Rate** and determine gallons of product needed per Acre-foot corresponding to the desired PPM concentration determined in step #3.

Table 2 - CUTRINE-UTLERA Application Rate (Gallons)									
PPM Copper	0.2	0.3	0.4	0.5	0.6	0.7	0.8	0.9	1.0
Gallon per Acre-ft	0.6	0.9	1.2	1.5	1.8	2.1	2.4	2.7	3.0

- Determine acre-feet within the intended treatment area (area of infestation) by measuring length, width plus averaging several depth readings within the treatment area. Use the formula:

$$\frac{\text{Length (ft.)} \times \text{Width (ft.)} \times \text{Avg. Depth (ft.)}}{43,560} = \text{Acre-Feet}$$

- Multiply Acre-Feet calculated in Step #5 times the gallons of **CUTRINE-ULTRA** determined in Step #4 to determine number of gallons of **CUTRINE-ULTRA** required for the intended treatment area.
- Before applying, dilute the required amount of **CUTRINE-ULTRA** with enough water to ensure even distribution with the type of equipment being used. Typical dilution range is 9:1 when using hand-type sprayer or up to 50:1 when using water pump equipment or large tank sprayers.
- Break up floating algae mats manually before spraying or with force of power sprayer if one is used. Use hand or power sprayer adjusted to rain-sized droplets to cover area evenly taking water depth into consideration. If using underwater injection systems such as drop hoses or injection booms, ensure boat pattern is uniform throughout treatment area. Treat shoreline areas first to avoid trapping fish.
- Clean spray equipment by flushing with clean water after treatment and follow **STORAGE AND DISPOSAL** instructions on the label for empty or remaining partial containers.

CUTRINE-PLUS Granular Algaecide may be used as an alternative in low volume flow situations, spot treatments or treatment of bottom-growing algae in deep water.

HERBICIDE APPLICATION

CUTRINE-ULTRA controls *Hydrilla verticillata*, *Egeria densa* and other copper-sensitive vascular aquatic plant species can be obtained from copper concentrations of 0.4 to 1.0 ppm resulting from **CUTRINE-ULTRA** treatment. Choose the application rate based upon stage and density of plant growth and respective water depth from the chart below.

Growth/Stage Relative Density	Application Rates Gallons/Surface Acre*						
	PPM Copper	Depth in Feet					
		1	2	3	4	5	6
Early Season Low Density	0.4	1.2	2.4	3.6	4.8	6.0	7.2
	0.5	1.5	3.0	4.5	6.0	7.5	9.0
Mid-Season Moderate Density	0.6	1.8	3.6	5.4	7.2	9.0	10.8
	0.7	2.1	4.2	6.3	8.4	10.5	12.6
	0.8	2.4	4.8	7.2	9.6	12.0	14.4
Late Season High Density	0.9	2.7	5.4	8.1	10.8	13.5	16.2
	1.0	3.0	6.0	9.0	12.0	15.0	18.0

*Application rates for depths greater than six feet may be obtained by adding the rates given for the appropriate combination of depths. Application rates must not result in excess of 1.0 ppm copper concentration within treated water.

FLOWING WATER

DRIP SYSTEM APPLICATION - FOR USE IN POTABLE WATER AND IRRIGATION CONVEYANCE SYSTEMS

PRE-TREATMENT CONSIDERATIONS

In **Crop and Non-Crop Irrigation Conveyance Systems**: Ditches Canals & Laterals, apply **CUTRINE -ULTRA** treatments as soon as algae or aquatic vascular plants begin to interfere noticeably with normal delivery of water (clogging of lateral headgates, suction screens, weed screens and siphon tubes). Delaying treatment could perpetuate the problem causing massing and compacting of plants. Heavy infestations and low flow conditions may require increasing water flow rate during application.

Prior to treatment it is important to accurately determine water flow rates. In the absence of weirs, orifices, or similar devices, which give accurate water flow measurements, volume of flow may be estimated by the following formula:

$$\text{Average Width (feet)} \times \text{Average Depth (feet)} \times \text{Velocity* (feet/second)} \times 0.9 = \text{Cubic Feet per Second (C.F.S.)}$$

*Velocity is the time it takes a floating object to travel a given distance. Dividing the distance traveled (feet) by the time (seconds) will yield velocity (feet/second). Repeat this measurement at the intended application site at least three times, then average the values.

- After accurately determining the water flow rate in C.F.S. or gallons/minute, find the corresponding [product name] drip rate on the chart below.

WATER FLOW RATE		CUTRINE-ULTRA DRIP RATE*		
C.F.S.	Gal/Min	Qts/Hr	MI/Min	FL. Oz./Min
1	450	1	16	0.5

9/14

2	900	2	32	1.1
3	1350	3	47	1.6
4	1800	4	63	2.1
5	2250	5	79	2.7

Calculate the amount of **CUTRINE-ULTRA** needed to maintain the drip rate for a period of 3 hours by multiplying Qts./Hr. x 3; ml/Min. x 180; or Fl. Oz./Min. x 180. Dosage will maintain 1.0 ppm Copper concentration in the treated water for the 3 hour period. Introduce this product into the channel at weirs or other turbulence-creating structures to effectively disperse it.

Pour the required amount of **CUTRINE-ULTRA** into a drum or tank equipped with a brass needle valve and constructed to maintain a constant drip rate. Use a stopwatch and appropriate measuring container to set the desired drip rate. Re-adjust accordingly if flow rate changes during the 3 hour treatment period.

Distance of control obtained down the waterway will vary depending upon density of vegetation growth. Treatment period may have to be extended up to 6 hours in areas where control may be difficult due to high flows or significant growth. Periodic maintenance treatments may be required to maintain seasonal control.

D. TANK MIXING

On waters where enforcement of use restrictions for recreational, domestic and irrigation uses are acceptable, the following mixture can be used as an alternative Hydrilla control method.


Tank mix 3 gallons of **CUTRINE-ULTRA** with 2 gallons of **HARVESTER™**. Apply mixture at the rate of 5 gallons per surface acre. Dilute with at least 9 parts water and apply as a surface spray or underwater injection. Observe all cautions and restrictions on the labels of both **CUTRINE-ULTRA** and **HARVESTER™** used in this mixture.

OTHER TREATMENT FACTORS AND CONSIDERATIONS

The following suggestions apply to the use of **CUTRINE-ULTRA** as an algaecide or herbicide in all approved use sites:

- Calm and sunny conditions when water temperature is at least 60°F will usually expedite control results.
- Treat when growth first begins to appear or create a nuisance, if possible.
- Apply in a manner that will ensure even distribution of the chemical within the treatment area. Effective control of algae requires direct contact with all cells throughout the water column, since these plants do not have vascular systems to transport active ingredient from cell to cell.
- Visible reduction of algae is commonly observed in 24 to 48 hours following application, with full effects of treatments sometimes taking 7 – 10 days depending upon algae forms, weather, degree of infestation and water temperatures.
- Re-treat areas if re-growth or new growth begins to appear and seasonal control is desired. Identify new growth to re-check required copper concentrations that may be needed for control.

- Under conditions of heavy infestation, treat only 1/3 to 1/2 of the water body at a time to avoid fish suffocation caused by oxygen depletion from decaying algae. (See **ENVIRONMENTAL HAZARDS**).



**PRECAUTIONARY STATEMENTS
HAZARDS TO HUMANS AND DOMESTIC ANIMALS
DANGER / PELIGRO**

Corrosive. Causes irreversible eye damage and skin burns. Harmful if swallowed or absorbed through the skin. Do not get in eyes, on skin, or on clothing. Wear protective eyewear, clothing, and chemical resistant gloves. Wash thoroughly with soap and water before eating, drinking, chewing gum, using tobacco, or using the toilet. Remove and wash contaminated clothing before reuse.

PERSONAL PROTECTIVE EQUIPMENT (PPE):

Mixers, loaders, applicators, and other handlers must wear the following:

- long-sleeve shirt,
- long pants,
- socks plus shoes,
- goggles or face shield and rubber gloves.

User Safety Requirements

Follow manufacturer's instructions for cleaning/maintaining PPE. If no such instructions for washables exist, use detergent and hot water. Keep and wash PPE separately from other laundry. Discard clothing and other absorbent material that have been drenched or heavily contaminated with the product's concentrate. Do not reuse them.

User Safety Instructions

Users must wash hands before eating, drinking, chewing gum, using tobacco, or using the toilet. Users must remove clothing/PPE immediately if pesticide gets inside. Then wash thoroughly and put on clean clothing. Users must remove PPE immediately after handling this product. As soon as possible, wash thoroughly and change into clean clothing. Wash outside of gloves before removing.

Potable water sources treated with copper **CUTRINE-ULTRA** may be used as drinking water only after proper additional potable water treatments.

ENVIRONMENTAL HAZARDS:

(For end-use products in containers less than 5 gallons or less than 50 pounds):

This product may be hazardous to aquatic organisms. This product may be toxic to trout and other species of fish. Fish toxicity is dependent upon the hardness of water. Do not use in water containing trout if the carbonate hardness of water does not exceed 50 ppm. Do not use in waters containing Koi and hybrid goldfish. Not intended for use in small volume, garden pond systems.

(For end-use products in containers \geq 5 gallons or \geq 50 pounds):

Do not discharge effluent containing this product into lakes, streams, ponds, estuaries, oceans, or other waters unless in accordance with the requirements of a National Pollutant Discharge Elimination System (NPDES) permit and the permitting authority has been notified in writing prior to discharge. Do not discharge effluent containing this product to sewer systems without previously notifying the local

12/14

sewage treatment plant authority. For guidance contact your State Water Board or Regional Office of the EPA.

Waters treated with this product may be hazardous to aquatic organisms. Treatment of aquatic weeds and algae can result in oxygen loss from decomposition of dead algae and weeds. This oxygen loss can cause fish and invertebrate suffocation. To minimize this hazard, do not treat more than 1/2 of the water body to avoid depletion of oxygen due to decaying vegetation. Wait at least 10-14 days between treatments. Begin treatment along the shore and proceed outwards in bands to allow fish to move into untreated areas. Consult with the State or local agency with primary responsibility for regulating pesticides before applying to public waters, to determine if a permit is required.

Certain water conditions including low pH (≤ 6.5), low dissolved organic carbon (DOC) levels (3.0 mg/L or lower), and "soft" waters (i.e. alkalinity less than 50 mg/L), increases the potential acute toxicity to non-target aquatic organisms.

STORAGE & DISPOSAL:

Do not contaminate water, food or feed by storage or disposal. Open dumping is prohibited.

PESTICIDE STORAGE: Nonrefillable container. Keep container closed when not in use. Keep pesticide in original container. Do not put concentrate or dilute into food or drink containers. Do not reuse or refill container. Do not contaminate feed, feedstuffs, or drinking water. Do not store or transport near feed or food. Store at temperatures above 32F.

PESTICIDE STORAGE: Refillable container. Keep container closed when not in use. Keep pesticide in original container. Do not put concentrate or dilute into food or drink containers. Refill this container with CUTRINE-ULTRA only. Do not reuse this container for any other purpose. Do not contaminate feed, feedstuffs, or drinking water. Do not store or transport near feed or food. Store at temperatures above 32F.

PESTICIDE DISPOSAL: Pesticide wastes are acutely hazardous. Improper disposal of excess pesticide, spray mixture, or rinsate is a violation of Federal Law. If these wastes cannot be disposed of by use according to label instructions, contact your State Pesticide or Environmental Control Agency, or the Hazardous Waste representative at the nearest EPA Regional office for guidance.

(For <5gallon non-refillable containers only):

CONTAINER DISPOSAL: Do not reuse container. Triple rinse as follows: Empty the remaining contents into application equipment or a mix tank. Fill the container 1/4 full with water and recap. Shake for 10 seconds. Pour rinsate into application equipment or a mix tank or store rinsate for later use or disposal. Drain for 10 seconds after the flow begins to drip. Repeat this procedure two more times. Then offer for recycling or reconditioning if available or puncture and dispose of in approved landfill, or incineration, or, if allowed by state and local authorities, by burning. If burned, stay out of smoke. Consult Federal, State or local authorities for approved alternative procedures.

(For >5gallon non-refillable containers only):

CONTAINER DISPOSAL: Do not reuse container. Triple rinse as follows: Empty the remaining contents into application equipment or a mix tank. Fill the container 1/4 with water and recap. Replace and tighten closures. Tip container on its side and roll it back and forth, ensuring at least one complete revolution, for 30 seconds. Stand container on its end and tip it back and forth several times. Empty

the rinsate into application equipment or a mix tank or store rinsate for later use or disposal. Repeat this procedure two more times. Then offer for recycling or reconditioning if available or puncture and dispose of in approved landfill, or incineration, or, if allowed by state and local authorities, by burning. If burned, stay out of smoke. Consult Federal, State or local authorities for approved alternative procedures.

(For 275Gallon refillable container only)

CONTAINER DISPOSAL: Cleaning the container before final disposal is the responsibility of the person disposing of the container. Cleaning before refilling is the responsibility of the refiller. To clean the container before final disposal, empty the remaining contents from this container into application equipment or mix tank. Fill container about 10 percent full with water. Agitate vigorously or recirculate water with pump for 2 minutes. Pour or pump rinsate into application equipment or rinsate collection system. Repeat rinsing procedure two more times. Then offer for recycling or reconditioning if available or puncture and dispose of in approved landfill, or incineration, or, if allowed by state and local authorities, by burning. If burned, stay out of smoke. Consult Federal, State or local authorities for approved alternative procedures.

Warranty

To the extent consistent with applicable law neither the manufacturer nor the seller makes any warranty, expressed or implied concerning the use of this product other than indicated on the label. To the extent consistent with applicable law buyer assumes risk of use of this material when such use is contrary to label instructions. Read and follow the label directions.

{Marketing Language}

[Surface Filamentous Algae mat Control]

[Planktonic Pea Soup Algae Bloom Control]

[Compatible in wide range of water qualities fresh, brackish and saltwater]

[Registered for use in drinking water reservoirs, farm fish and industrial ponds, golf course water hazards, lakes, fish hatcheries and raceways, irrigation water conveyance systems such as canals, laterals and ditches]

[Is far less corrosive to equipment and other metal surfaces than other chelated copper compounds]

[Treated water can be used for swimming, domestic uses and livestock watering immediately after chemical application]

[Water from treated lakes, ponds, irrigation systems and golf course water hazards may be used to irrigate turf, fairways, putting greens and ornamental plants]

[Fish can be caught and consumed immediately after application]

[Will not plate-out or precipitate under normal storage conditions nor does the copper in precipitate out and become ineffective in alkaline or hard water.]

[Has been used successfully in trout ponds which contained cold, hard water]

[Is available in two formulations (liquid and granular) for controlling floating, suspended and bottom-growing types of algae]

[Effectively controls the noxious submersed weed, Hydrilla verticillata, without requiring post-treatment water use restrictions associated with other herbicides.]

[This [product name] is compatible in tank mixes with the aquatic herbicides Weedtrine®-D, Harvester™ and Aquathol K.]

[Can be applied to flowing water using a continuous delivery drip system. It has been used effectively in trout raceways and irrigation canals.]

[This [product name] works best when with species targeted dosage or concentrations are diluted for best application coverage.]

[For most effective results, dilute the required amount of [product name] with enough water to ensure even distribution with the type of equipment being used. Break up floating algae mats before spraying.]

c c c c c
c c c c c
c c c c c
c c c c c
c c c c c
c c c c c
c c c c c
c c c c c
c c c c c
c c c c c
c c c c c
c c c c c
c c c c c
c c c c c
c c c c c
c c c c c
c c c c c